

Sharp & Tannan Associates

Chartered Accountants

B7 Nanman Bhavan, 227 Nanman Point
Mumbai (Bombay) 400 021, INDIA

F: +91 22 6153 7900 ; 2202 2274 / 8857

F: +91 22 2202 3856

E: mumbai.office@sharp-tannan.com

W: www.sharp-tannan.com

Independent Auditor's Limited Review Report on standalone unaudited financial results of Cholamandalam Financial Holdings Limited for the quarter and six months ended 30 September 2021, pursuant to the Regulation 33 and Regulation 52 of the Securities and Exchange Board of India (Listing Obligations and Disclosure Requirements) Regulations, 2015, as amended

To

The Board of Directors of

Cholamandalam Financial Holdings Limited

(CIN: L65100TN1949PLC002905)

Chennai - 600 001

Introduction:

1. We have reviewed the accompanying statement of standalone unaudited financial results of Cholamandalam Financial Holdings Limited ('the Company') for the quarter and six months ended 30 September 2021, together with notes thereon, the Statement of standalone assets and liabilities as on that date and the Statement of standalone cash flow for the six months ended on that date ('the Statement') attached herewith, being submitted by the Company pursuant to the requirement of Regulation 33 and Regulation 52 of the SEBI (Listing Obligations and Disclosure Requirements) Regulations, 2015, as amended ('Listing Regulations'), including relevant circulars issued by the SEBI from time to time. We have initialled the Statement for identification purpose only.
2. This Statement, which is the responsibility of the Company's management and approved by the Company's Board of Directors on 02 November 2021, has been prepared in accordance with the recognition and measurement principles laid down in Indian Accounting Standard 34 'Interim Financial Reporting' ('Ind AS 34'), prescribed under Section 133 of the Companies Act, 2013, as amended ('the Act'), read with relevant rules issued thereunder and other recognised accounting practices and policies generally accepted in India and in compliance with Regulation 33 and Regulation 52 of the Listing Regulations in this regard. Our responsibility is to express a conclusion on the Statement based on our review.



Scope of our review:

3. We conducted our review of the Statement in accordance with the Standard on Review Engagements (SRE) 2410, 'Review of Interim Financial Information Performed by the Independent Auditor of the Entity', issued by the Institute of Chartered Accountants of India. This standard requires that we plan and perform the review to obtain moderate assurance as to whether the Statement is free of material misstatement. A review of interim financial information consists of making inquiries primarily with company personnel responsible for financial and accounting matters, and other review procedures. A review is substantially less in scope than an audit conducted in accordance with Standards on Auditing specified under section 143(10) of the Act and consequently does not enable us to obtain assurance that we would become aware of all significant matters that might be identified in an audit. Accordingly, we do not express an audit opinion.


Conclusion:

4. Based on our review conducted as above, nothing has come to our attention that causes us to believe that the accompanying Statement, prepared in accordance with the recognition and measurement principles laid down in Ind AS 34 as prescribed under section 133 of the Act and other recognised accounting practices and policies generally accepted in India has not disclosed the information required to be disclosed in terms of Regulation 33 and Regulation 52 of the Listing Regulations in this regard, including the manner in which it is to be disclosed, or that it contains any material misstatement.

5. Other matters:

- (a) The Statement includes the results for the previous quarter ended 30 June 2021, corresponding quarter and six months ended 30 September 2020 which have been reviewed by predecessor auditors who issued their unmodified conclusion vide their reports dated 4 August 2021 and 03 November 2020
- (b) The Statement includes the results for the year ended 31 March 2021 which have been audited by predecessor auditors who issued their unmodified conclusion vide their report dated 14 May 2021

Our conclusion is not modified in respect of these matters.



Place: Chennai
Date: 02 November 2021

for Sharp & Tannan Associates
Chartered Accountants
(Firm's Registration no. 109983W)
by the hand of

Tirtharaj Khot

Partner

Membership no.(F) 037457
UDIN: 23037457AAAAACE8047

CHOLAMANDALAM FINANCIAL HOLDINGS LIMITED
 CIN - L651001N1849P1C002905
 Registered Office : DARE HOUSE, 234, NSC Bose Road, Chennai - 600 001
 Statement of Unaudited Standalone Financial Results for the quarter and half year ended September 30, 2021

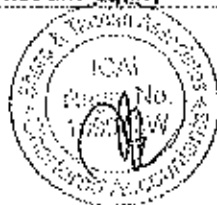
Particulars	Rs. Crores unless specified					
	Quarter ended			Six months ended		Year ended
	30.09.2021	30.06.2021	30.09.2020	30.09.2021	30.09.2020	31.03.2021
	Unaudited (Refer Note B)	Unaudited	Unaudited (Refer Note B)	Unaudited	Unaudited	Audited
1	2	3	4	5	6	
1. Revenue from operations						
- Interest Income	0.06	0.13	0.42	0.19	0.95	1.50
- Dividend Income	26.77	-	0.32	26.72	0.12	48.60
- Service Income	1.98	1.98	1.99	3.98	1.98	7.95
Total	28.27	2.12	2.53	30.39	5.05	58.05
2. Other Income	-	-	-	-	-	0.09
3. Total income (1+2)	28.27	2.12	2.53	30.39	5.05	58.14
4. Expenses						
a) Finance Cost	2.57	2.53	5.44	5.10	10.84	21.66
b) Impairment of financial instruments	-	-	-	-	-	0.05
c) Employee benefits expense	0.32	0.28	0.26	0.60	0.57	1.07
d) Depreciation and amortisation expense	0.01	-	0.01	0.01	0.01	0.01
e) Other expenditure	0.38	0.24	0.23	0.42	0.46	1.45
Total expenses	3.08	3.05	5.94	6.13	11.83	24.24
5. Profit / (Loss) before tax (3-4)	25.19	(0.93)	(3.42)	24.26	(6.78)	33.90
6. Tax expense						
a) Current tax	3.77	-	-	3.77	-	12.19
b) Deferred tax	-	-	-	-	-	-
Total Tax expense	3.77	-	-	3.77	-	12.19
7. Profit / (Loss) for the period (5-6)	21.42	(0.93)	(3.42)	20.49	(6.78)	21.71
8. Other Comprehensive Income - Gain/(Loss)						
a) (i) Items that will not be reclassified to Profit or Loss	-	0.55	(0.24)	0.55	0.34	0.91
(ii) Income tax relating to items that will not be reclassified to Profit or Loss	(0.01)	(0.03)	0.03	(0.04)	(0.04)	(0.38)
b) (i) Items that will be reclassified to Profit or Loss	-	-	-	-	-	-
(ii) Income tax relating to items that will be reclassified to Profit or Loss	-	-	-	-	-	-
Total Other Comprehensive Income	(0.01)	0.52	(0.21)	0.51	0.30	0.53
9. Total Comprehensive Income for the period (7+8)	21.41	(0.41)	(3.63)	21.00	(6.48)	22.24
10. Paid-up equity share capital (Rs. 1/- per share)	18.77	18.77	18.77	18.77	18.77	18.77
11. Reserves & Surplus (i.e. Other Equity)						1171.98
12. Earnings per Share of Rs. 1/- each - not Annualised (Rs.)						
a) Basic	1.14	(0.05)	(0.18)	1.09	(0.36)	1.16
b) Diluted	1.14	(0.05)	(0.18)	1.09	(0.36)	1.16



CHOLAMANDALAM FINANCIAL HOLDINGS LIMITED
Statement of Standalone Assets and Liabilities

Rs. Crores unless specified


	As at 30.09.2021	As at 31.03.2021
	Unaudited	Audited
ASSETS		
Financial Assets		
(a) Cash and Cash equivalents	2.12	11.19
(b) Bank Balance other than (a) above	27.79	12.29
(c) Investments	1,279.77	1,279.22
(d) Other Financial Assets	0.01	0.01
	1,309.69	1,302.71
Non-Financial Assets		
(a) Current Tax Assets (Net)	0.02	0.08
(b) Deferred Tax Assets (Net)	-	-
(c) Intangible Assets	0.03	0.02
(d) Other Non-Financial Assets	-	0.12
	0.05	0.22
Total Assets	1,309.74	1,302.93
LIABILITIES AND EQUITY		
Liabilities		
Financial Liabilities		
(a) Borrowings (debt securities)	155.06	149.98
(b) Borrowings (other than debt securities)	-	-
(c) Payables		
Trade payables		
i) total outstanding dues of micro enterprises and small enterprises	-	-
ii) total outstanding dues of creditors other than micro enterprises and small enterprises	-	-
Other payables		
i) total outstanding dues of micro enterprises and small enterprises	-	-
ii) total outstanding dues of creditors other than micro enterprises and small enterprises	0.04	0.62
(d) Other Financial Liabilities	1.46	9.76
	156.56	160.36
Non-Financial Liabilities		
(a) Current Tax Liabilities	1.08	1.08
(b) Deferred Tax Liabilities	0.08	0.04
(c) Provisions	0.02	0.01
(d) Other non-financial liabilities	0.44	0.69
	1.62	1.82
Equity		
(a) Equity Share Capital	18.77	18.77
(b) Other Equity	1,132.79	1,121.98
	1,151.56	1,140.75
Total Liabilities and Equity	1,309.74	1,302.93



CHOLAMANDALAM FINANCIAL HOLDINGS LIMITED
Statement of Standalone Cash Flows

Rs. Crores unless specified

Particulars	Six months ended 30.09.2021		Six months ended 30.09.2020	
	Unaudited		Unaudited	
Cash flow from Operating Activities				
Profit / (Loss) Before Tax		74.26		[6.78]
<u>Adjustments for:</u>				
Finance Costs	5.10		10.84	
Depreciation and amortisation expense	0.01		0.01	
Interest income on Deposits	(0.19)		(0.95)	
		4.92		5.90
Operating Profit Before Working Capital Changes		29.18		3.12
<u>Adjustments for:</u>				
<u>(Increase)/Decrease in Operating Assets</u>				
- Financial Assets	-		-	
- Non Financial Assets	0.12		0.04	
- Investment in Bank Fixed Deposits / Unpaid dividend accounts (net of withdrawals)	(15.41)		12.83	
		(15.29)		12.87
<u>Increase/(Decrease) in Operating Liabilities</u>				
- Financial Liabilities	(8.18)		-	
- Trade Payables	(0.58)		(0.46)	
- Non Financial Liabilities	(0.75)		(0.10)	
Provisions	0.01		-	
		(9.00)		(0.56)
Cash Flow generated from Operations		4.89		15.43
Finance Costs paid	-		(10.64)	
Interest Received on Bank Deposits	0.10		0.64	
Income taxes paid (Net of refunds)	(3.74)	(3.64)	(3.76)	(13.76)
Net Cash generated from Operating Activities (A)		1.25		1.67
Cash Flow from Investing Activities				
Purchase of intangible asset		(0.01)		-
Net Cash Used in Investing Activities (B)		(0.01)		-
Cash Flow from Financing Activities				
Proceeds from issue of Share Capital (Including Securities Premium)		0.14		0.01
Dividends Paid (Including Distribution Tax and Unpaid dividends pertaining to earlier periods)		(10.45)		(0.73)
Net Cash Used in Financing Activities (C)		(10.31)		(0.72)
Net Increase/(Decrease) in Cash and Cash Equivalents (A+B+C)		(9.07)		1.45
Cash and Cash Equivalents at the Beginning of the period		11.19		9.41
Cash and Cash Equivalents at the end of the period		2.12		10.86



Sharp & Tannan Associates

Chartered Accountants

B7 Nariman Bhavan, 227 Nariman Point
Mumbai (Bombay) 400 021, INDIA

T: +91 22 6153 7500 ; 2202 2224 / 8852

F: +91 22 2202 3856

E: mumbai.office@sharp-tannan.com

W: www.sharp-tannan.com

Independent Auditor's Limited Review Report on consolidated unaudited financial results of Cholamandalam Financial Holdings Limited for the quarter and six months ended 30 September 2021, pursuant to the Regulation 33 and Regulation 52 of the Securities and Exchange Board of India (Listing Obligations and Disclosure Requirements) Regulations, 2015, as amended

To

**The Board of Directors of
Cholamandalam Financial Holdings Limited**

(CIN: L65100TN1949PLC002903)

Chennai - 600 001

Introduction:

1. We have reviewed the accompanying statement of consolidated unaudited financial results of Cholamandalam Financial Holdings Limited ('the Parent' or 'the Holding Company') and its subsidiaries (the Parent and its subsidiaries together referred to as 'the Group'), which includes its share of the net profit / (loss) after tax and total comprehensive income / (loss) of its associates and joint venture for the quarter and six months ended 30 September 2021, together with notes thereon, the Statement of consolidated assets and liabilities as on that date and the Statement of consolidated cash flow for the six months ended on that date ('the Statement') attached herewith, being submitted by the Parent pursuant to the requirements of Regulation 33 and Regulation 52 of the Securities and Exchange Board of India (Listing Obligations and Disclosure Requirements) Regulations, 2015, as amended ('Listing Regulations'), including relevant circulars issued by the SEBI from time to time. We have initialled the Statement for identification purpose only.
2. This Statement, which is the responsibility of the Parent's management and approved by the Parent's Board of Directors on 02 November 2021, has been prepared in accordance with the recognition and measurement principles laid down in Indian Accounting Standard 34 'Interim Financial Reporting' (Ind AS 34), prescribed under Section 133 of the Companies Act, 2013, as amended ('the Act') read with relevant rules issued thereunder and other recognised accounting practices and policies generally accepted in India and in compliance with Regulation 33 and Regulation 52 of the Listing Regulations in this regard. Our responsibility is to express a conclusion on the Statement based on our review.



Scope of our review:

3. We conducted our review of the Statement in accordance with the Standard on Review Engagements (SRE) 2410, 'Review of Interim Financial Information Performed by the Independent Auditor of the Entity', issued by the Institute of Chartered Accountants of India. This standard requires that we plan and perform the review to obtain moderate assurance as to whether the Statement is free of material misstatement. A review of interim financial information consists of making inquiries primarily with Holding Company's personnel responsible for financial and accounting matters and applying analytical and other review procedures. A review is substantially less in scope than an audit conducted in accordance with Standards on Auditing specified under section 143(10) of the Act and consequently does not enable us to obtain assurance that we would become aware of all significant matters that might be identified in an audit. Accordingly, we do not express an audit opinion. We also performed procedures in accordance with the circular issued by the SEBI under Regulation 33(B) of the Listing Regulations, to the extent applicable.

4. The Statement includes the results / financial information of the following entities:

Subsidiaries:

- a. Cholamandalam Investment and Finance Company Limited (CIFCL)
- b. Cholamandalam MS General Insurance Company Limited (MSGICL)
- c. Cholamandalam Securities Limited (Subsidiary of CIFCL)
- d. Cholamandalam Home Finance Limited (Subsidiary of CIFCL)

Associates:

- a. White Data Systems India Private Limited (Associate of CIFCL)
- b. Vishvakarma Payments Private Limited (Associate of CIFCL from 30 March 2021)
- c. Paytail Commerce Private Limited (Associate of CIFCL from 15 September 2021)

Joint venture:

- a. Cholamandalam MS Risk Services Limited

Conclusion:

5. Based on our review conducted and procedures performed as stated in paragraph 3 above and based on consideration of the review reports of other auditors referred to in 'Other matters' paragraph below, nothing has come to our attention that causes us to believe that the accompanying Statement, prepared in accordance with the recognition and measurement principles laid down in Ind AS 34 as prescribed under section 133 of the Act and other recognized accounting practices and policies generally accepted in India, has not disclosed the information required to be disclosed in terms of Regulation 33 and Regulation 52 of the Listing Regulations, including the manner in which it is to be disclosed, or that it contains any material misstatement.



Emphasis of matter

6. We reproduce hereunder the 'Emphasis of matter' issued by the independent auditors of two subsidiaries viz. Cholamandalam Investment and Finance Company Limited ('CIFCL') and Cholamandalam MS General Insurance Company Limited ('MSGICL') vide their limited review report on the consolidated / standalone financial results respectively, to the extent the same are found significant as per the Guidance issued by the Institute of Chartered Accountants of India, from time to time and which also forms the 'Emphasis of matter' in our review report on the accompanying Statement of the Group:
- "We draw your attention to Note 5 to the Statement, which describes the management's assessment of the impact of the outbreak of Coronavirus (Covid-19) on the business operations of the Group and its associates. In view of the uncertain economic environment, a definitive assessment of the impact on the subsequent periods is highly dependent upon circumstances as they evolve." (Refer note 4a)
 - "We draw your attention to Note 5 of the Statement, wherein the Company has disclosed impact assessment for COVID-19 pandemic. As stated in the said note, such impact assessment done by the management of the Company is dependent on the circumstances as they evolve in subsequent periods. Our review conclusion is not modified in this regard." (Refer note 4b)

Our conclusion is not modified in respect of these matters of emphasis.

7. Other matters

- The consolidated unaudited financial results include the interim financial results of four subsidiaries which have been reviewed by other auditors, whose interim financial results reflect total assets of Rs. 88,663.25 crores as at 30 September 2021, total revenue of Rs. 4,011.33 crores and Rs. 7,923.06 crores, net profit after tax of Rs. 649.29 crores and Rs. 3,007.50 crores and total comprehensive income of Rs. 653.95 crores and Rs. 1,026.01 crores for the quarter and six months ended 30 September 2021 respectively and net cash inflows of Rs. 153.95 crores for the six months ended 30 September 2021.

Out of the above, the financial results / information of MSGICL, have been prepared in accordance with the accounting principles generally accepted in India including the Accounting Standards specified under Section 133 of the Companies Act, 2013 read with relevant rules and the provisions of the Insurance Act, 1938 as amended by the Insurance Laws (Amendment) Act, 2015, the Insurance Regulatory and Development Authority Act, 1999 (as amended), the Insurance Regulatory and Development Authority (Preparation of Financial Statements and Auditor's Report of Insurance Companies) Regulations, 2002, Circulars / Orders / Directions issued by the Insurance Regulatory and Development Authority of India ('IRDAI' or 'the Authority') ('Statutory GAAP') and have been reviewed by other auditors. The other auditors of this subsidiary in their report have reported that they have relied on the estimate of the subsidiary's



management which has taken into consideration the appointed actuary's certificate on estimated claims Incurred but Not Reported (IBNR) and claims Incurred but Not Enough Reported (IBNER), including share of liability towards Motor Pool up to 2011. The appointed actuary has certified that the assumptions used for such valuation are in accordance with the Insurance Act, 1938 (as amended) and the regulations issued by the IRDAI and Institute of Actuaries of India in concurrence with IRDAI.

The Subsidiary's management has converted the financial results of such subsidiary from Statutory GAAP to comply with the recognition and measurement principles of Indian Accounting Standard 34, (Ind AS 34) "Interim Financial Reporting" prescribed under Section 133 of the Companies Act, 2013, including liability adequacy test as per Ind AS 104 based on the appointed actuary's certificate. Our conclusion in so far as it relates to the balances and affairs of such subsidiary is based on the reports of such auditors, reliance on the appointed actuary's certificate and the conversion adjustments prepared by the management of the subsidiary and review conclusion by one of the joint auditors of the subsidiary.

- b. The consolidated unaudited financial results include the Group's share of net profit after tax of Rs. 0.35 crores and share of net loss after tax of Rs. 0.22 crores and total comprehensive income of Rs. 0.35 crores and total comprehensive loss of Rs. 0.22 crores for the quarter and six months ended 30 September 2021, as considered in the consolidated unaudited financial results, in respect of three associate companies.

The unaudited interim financial results and other unaudited financial information of these associates have not been reviewed by their auditors and have been approved and furnished to us by the management of the Parent and our conclusion on the Statement, in so far as it relates to the affairs of these associates, is based solely on such unaudited interim financial results and other unaudited financial information. According to the information and explanations given to us by the management of the Parent, these interim financial results are not material to the Group.

- c. The consolidated unaudited financial results include the Group's share of net profit after tax of Rs. 0.55 crores and Rs. 0.79 crores and total comprehensive income of Rs. 0.55 crores and Rs. 0.75 crores for the quarter and six months ended 30 September 2021, as considered in the consolidated unaudited financial results, in respect of a joint venture, based on their interim financial results which have been reviewed by their independent auditors. According to the information and explanations given to us by the Parent's management, these interim financial results are not material to the Group.

The independent auditor's report on the interim financial results of this entity has been furnished to us by the Management and our conclusion on the Statement, in so far as it relates to the amounts and disclosures in respect of this joint venture is based solely on the report of such auditor and procedures performed by us as stated in Paragraph 3 above.



8. (a) The Statement includes the results for the previous quarter ended 30 June 2021, corresponding quarter and six months ended 30 September 2020 which have been reviewed by predecessor auditors who issued their unmodified conclusion vide their reports dated 4 August 2021 and 03 November 2020
- (b) The Statement includes the results for the year ended 31 March 2021 which have been audited by predecessor auditors who issued their unmodified conclusion vide their report dated 14 May 2021

Our conclusion is not modified in respect of these matters.



Place: Chennai
Date: 02 November 2021

for Sharp & Tannan Associates
Chartered Accountants
(Firm's Registration no. 109983W)
by the hand of

Tirtharaj Khot
Partner

Membership no. (F) 037457
UDIN: 23037457AAAACF3794

CHOLAMANDALAM FINANCIAL HOLDINGS LIMITED

CIN - 105320119499PLC002905

Registered Office : GANF HOUSE, 220, N.S.C. Road, Chennai - 600 001

Statement of Unaudited Consolidated Financial Results for the quarter and half year ended September 30, 2021

Particulars	Rs. Crores unless specified					
	30.09.2021	Quarter ended	30.09.2020	Six months ended	Year ended	
	Unaudited (Refer Note 8)	30.09.2021 Unaudited	Unaudited (Refer Note 8)	30.09.2021 Unaudited	30.09.2020 Unaudited	31.03.2021 Audited
	1	2	3	4	5	6
1. Revenue from operations						
-Interest Income	2,435.82	2,516.87	2,536.00	3,041.09	4,754.67	9,886.37
-Dividend Income	1.61	0.41	0.80	2.03	0.85	1.74
-Gross Premium Income	1,100.81	1,100.48	1,016.29	2,291.09	2,068.90	6,144.38
-Premium ceded to reinsurers	(337.77)	(161.29)	(203.14)	(660.61)	(975.87)	(943.11)
-Fee & Commission Income	176.41	164.82	141.71	338.23	225.84	536.17
-Net gain/(loss) on fair value change on financial instrument	34.22	21.42	6.23	54.34	139.46	184.23
-Service Income	21.26	21.26	21.31	42.64	58.14	30.37
Total	3,583.13	3,599.07	3,499.30	3,174.20	6,732.96	13,906.95
2. Other Income	0.40	0.29	3.89	0.69	4.05	4.75
3. Total Income (1+2)	2,583.53	3,599.36	3,503.19	3,174.89	6,737.00	13,909.90
4. Expenses						
a) Finance Costs	1,089.40	1,109.29	1,207.17	1,191.09	2,330.67	4,607.82
b) Insurance Claims (net of insurance recoveries)	567.01	655.40	571.08	1,222.50	1,040.98	2,379.77
c) Impairment of financial instruments	10.44	52.64	327.56	52.07	466.98	1,431.25
d) Employee Benefits expense	249.07	193.95	219.43	483.56	412.67	935.50
e) Depreciation and amortisation expense	26.78	28.11	34.84	74.89	68.45	146.47
f) Other expenditure	714.07	553.23	467.52	1,267.90	870.55	2,602.81
Total expenses	2,710.77	3,109.71	2,422.60	5,829.42	5,290.30	11,504.62
5. Profit before share of profit/(loss) from Associates & Joint Venture and tax (3-4)	872.82	489.65	680.59	1,345.47	1,446.70	2,405.28
6. Share of Profit/(loss) from Associates & Joint Venture (Net of tax)	0.78	(0.37)	0.03	0.41	(1.87)	0.32
7. Profit before Tax (3+6)	873.60	489.28	680.58	1,345.88	1,444.83	2,405.60
8. Tax expense						
a) Current tax	174.13	175.30	221.04	349.33	462.84	900.22
b) Deferred tax	47.53	(51.45)	(48.01)	(3.72)	(81.02)	(163.84)
Total Tax expense	221.66	123.85	173.03	345.61	379.82	636.34
9. Profit after tax (7-8)	651.94	365.43	507.55	1,000.27	1,065.01	1,769.23
Profit for the year attributable to:						
-Owners of the Company	303.09	166.40	239.00	469.03	527.89	824.64
-Non-Controlling Interest	348.85	199.03	268.55	539.88	537.12	939.59
10. Other Comprehensive Income- Gain/(loss)						
a. (i) Items that will not be reclassified to Profit or Loss	(1.19)	4.43	0.08	3.31	4.64	4.75
(ii) Income tax relating to items that will not be reclassified to Profit or Loss	0.35	0.02	(0.23)	0.37	(0.39)	0.06
b. (i) Items that will be reclassified to Profit or Loss	7.54	13.26	(91.87)	20.80	(72.53)	(92.30)
(ii) Income tax relating to items that will be reclassified to Profit or Loss	(2.12)	(1.34)	73.14	(5.06)	28.26	23.25
Other Comprehensive Income for the year	4.65	24.37	(68.89)	19.02	(50.02)	(144.33)
Other Comprehensive Income for the year attributable to:						
-Owners of the Company	7.27	9.82	(95.12)	16.29	(22.82)	(34.14)
-Non-Controlling Interest	(2.52)	14.55	(26.23)	2.73	(27.19)	(30.19)
11. Total Comprehensive Income for the year (9+10)	656.59	379.80	426.66	1,020.19	1,044.99	1,699.80
Total Comprehensive Income for the year attributable to:						
-Owners of the Company	310.26	175.50	203.68	485.78	505.06	790.50
-Non-Controlling Interest	346.33	204.30	222.98	534.41	539.93	909.30
12. Paid up equity share capital (Rs. 1/- per share)	24.77	24.77	18.77	18.77	18.77	18.77
13. Reserves & Surplus (i.e. Other Equity)						5,267.17
14. Earnings per Share of Rs. 1/- each - Not annualised (Rs.)						
a) Basic	16.24	8.86	12.73	25.01	28.17	43.93
b) Diluted	16.24	8.86	12.73	25.01	28.17	43.93



CHOLAMANDALAM FINANCIAL HOLDINGS LIMITED

Statement of Consolidated Assets and Liabilities


	Rs. Crores unless specified	
	As at 30.09.2021 Unaudited	As at 31.03.2021 Audited
ASSETS		
Financial Assets		
(a) Cash and Cash equivalents	1,683.50	1,602.48
(b) Bank Balance other than (a) above	3,711.83	4,601.40
(c) Derivative financial instruments	71.32	45.87
(d) Receivables		
(i) Trade Receivables	61.84	56.60
(ii) Other Receivables	54.52	38.72
(iii) Insurance Contract Assets	262.47	274.72
(iv) Reinsurance Assets	835.81	780.28
(e) Loans	65,515.47	65,839.24
(f) Investments in Associates & Joint Venture	47.31	37.15
(g) Other Investments	11,732.60	11,646.87
(h) Other Financial Assets	704.84	729.38
	85,685.16	86,652.91
Non-Financial Assets		
(a) Current Tax Assets (Net)	326.99	320.40
(b) Deferred Tax Assets (Net)	972.10	973.35
(c) Goodwill	42.72	42.72
(d) Investment Property	28.06	28.56
(e) Intangible Assets under development	5.00	9.91
(f) Property, Plant and Equipment	343.40	336.07
(g) Intangible Assets	52.41	39.01
(h) Reinsurance Assets	686.31	719.27
(i) Other Non-Financial Assets	384.58	434.05
	2,823.47	2,993.75
Total Assets	88,509.63	88,615.56
LIABILITIES AND EQUITY		
Liabilities		
Financial Liabilities		
(a) Derivative financial instruments	142.24	127.42
(b) Payables		
Trade payables		
(i) total outstanding dues of micro enterprises and small enterprises	0.00	0.01
(ii) total outstanding dues of creditors other than micro enterprises and small	491.63	466.37
Other payables		
(i) total outstanding dues of micro enterprises and small enterprises	-	-
(ii) total outstanding dues of creditors other than micro enterprises and small	102.83	204.64
Other creditors		
(i) total outstanding dues of micro and small enterprises	445.07	404.93
(ii) total outstanding dues of creditors other than micro enterprises and small	-	-
(c) Debt Securities	13,295.24	12,487.26
(d) Borrowings (Other than Debt Securities)	45,069.11	47,187.26
(e) Subordinated Liabilities	4,073.64	4,127.63
(f) Insurance Contract Liabilities	7,632.29	7,713.36
(g) Other Financial Liabilities	570.59	688.02
	71,872.59	72,941.93
Non-Financial Liabilities		
(a) Current Tax Liabilities (Net)	79.65	48.07
(b) Provisions	134.11	127.55
(c) Insurance Contract Liabilities	3,999.21	4,091.01
(d) Other non-financial liabilities	57.27	47.69
	4,270.24	4,314.32
Equity		
(a) Equity Share Capital	18.77	18.77
(b) Other Equity	5,848.51	5,367.17
	5,867.28	5,385.94
Non controlling interest	6,492.12	5,972.80
	12,366.60	11,358.74
Total Liabilities and Equity	88,509.63	88,615.56



CHOLAMANDLAM FINANCIAL HOLDINGS LIMITED
Statement of Consolidated Cash Flows

Rs. Crores unless specified

Particulars	Six months ended 30-09-2021		Six months ended 30-09-2020	
	Unaudited		Unaudited	
Cash flow from Operating Activities				
Profit before share of profit/(loss) from Associates & Joint Venture and tax Adjustments for:		1,354.42		1,426.70
Depreciation and amortisation expense	74.89		61.45	
Impairment of financial instruments	572.08		486.98	
Finance Costs	2,174.69		2,350.67	
(Profit) / Loss on Sale of Property plant and equipment (Net)	0.17		0.72	
Net (gain)/loss on fair value change in financial instruments	(58.14)		(119.48)	
Interest income on deposits and investments	(458.67)		(521.75)	
Dividend on investments	(1.02)		(0.73)	
Interest on income tax refund	-		(3.38)	
Share based payment expense	1.28		7.96	
		2,391.72		2,391.39
Operating Profit before Working Capital Changes		1,684.72		2,739.00
Adjustments for:				
(Increase)/Decrease in Operating Assets				
- Loans	(1,255.45)		(2,235.25)	
- Receivables	(28.40)		(21.45)	
- Insurance assets (including Reinsurance assets)	(5.72)		(84.32)	
- Other Financial Assets	49.28		(86.72)	
- Purchase / Sale / Maturity of Other Investments (Net)	155.59		(171.14)	
- Other Non Financial Assets	112.33	11,093.29	36.32	(8,066.73)
Proceeds from de-recognition of financial assets recognised at amortised cost				
(Increase)/Decrease in Operating liabilities				
- Payables	(36.98)		(93.31)	
- Other Financial liabilities	(0.76)		(31.82)	
- Provisions	8.68		5.89	
- Insurance Contract liabilities	266.43		618.08	
- Other Non-Financial liabilities	9.59		(10.80)	
Cash flow used in Operations		1,879.20		13,456.20
Finance Costs paid		(2,710.73)		(2,271.71)
Interest Received on deposits and investments		466.48		506.61
Dividend received		7.07		6.72
Income tax paid/Net of refunds		(174.67)		(255.33)
Net Cash Used in Operating Activities (A)		466.50		(5,518.84)
Cash flow from Investing Activities				
Purchase of Property, Plant and Equipment and Intangible Assets		(53.83)		(23.82)
Proceeds from Sale of Property, Plant and Equipments and Intangible Assets		0.92		0.69
Net Cash Used in Investing Activities (B)		(52.91)		(23.14)
Cash flow from Financing Activities				
Proceeds from issue of Share Capital (Including Securities Premium)		1440		0.00
Proceeds from issue of debt securities		5,474.00		9,859.42
Redemption of Debt securities		(4,525.07)		(6,836.55)
Borrowing - Other than debt securities		29,845.09		(6,354.61)
Repayment of borrowing - Other than debt securities		(23,116.75)		(13,232.92)
Proceeds from issue of subordinated liabilities		(23.00)		-
Repayment of subordinated liabilities		(317.32)		(161.49)
Repayment of Lease liabilities		(44.60)		(75.03)
		(1,521.57)		5,669.82
Dividends to Fixed Depositors (Net of withdrawal)		872.29		232.33
Dividends Paid (including Distribution Tax)		(41.79)		(2.31)
Net Cash flow from Financing Activities (C)		(692.17)		5,840.91
Net Increase / (Decrease) in Cash and Cash Equivalents (A+B+C)		81.42		798.92
Cash and Cash Equivalents at the beginning of the period		1,402.45		3,695.65
Cash and Cash Equivalents at the end of the period		1,583.90		3,994.62



CHOLAMANDLAM FINANCIAL HOLDINGS LIMITED

Notes to the Unaudited Standalone and Consolidated Financial Results

1. The above Financial results have been reviewed by the Audit Committee and approved by the Board of Directors at their meeting held on November 02, 2021.
2. In Compliance with Regulation 33 and 57 of Securities (Exchange) Dept of India ("SEBI") (Listing Obligations and Disclosure Requirements) Regulations, 2015, a limited review of Financial results for the quarter and six months ended September 30, 2021 has been carried out by Statutory auditors.
3. The consolidated financial results of the Company comprising the Company, its Subsidiaries (together "the Group"), Joint Venture and Associates, include the results of the following entities:

Company	Relationship under Ind AS
Cholamandlam Investment and Finance Company Limited (CIFCL)	Subsidiary
Cholamandlam Securities Limited	Subsidiary of CIFCL
Cholamandlam Home Finance Limited	Subsidiary of CIFCL
White Star Systems India Private Limited	Associate of CIFCL
Vishwakarma Payments Private Limited	Associate of CIFCL (From March 2021)
Payler Commerce Private Limited	Associate of CIFCL (From September 2021)
Cholamandlam MS General Insurance Company Limited (CMSGICL)	Subsidiary
Cholamandlam MS Risk Services Limited	Joint Venture
4. **Impact of COVID-19 pandemic on the Group's operations**
The Covid-19 pandemic has affected several countries across the world, including India. Consequent lockdowns and varying restrictions imposed by the government across several jurisdictions in which the Group operates has considerably impacted the business operations during the quarter ended September 30, 2021.
- 4a. **Cholamandlam Investment and Finance Company Limited (CIFCL)**
The impact of COVID-19 pandemic including the "second wave", and its possible consequential implications on CIFCL's operations and financial metrics, including the estimates of impairment of loans not depend on the future developments, which are highly uncertain. Management of CIFCL continues to monitor the evolving situation and has completed events up to the date of these financial results, to determine the financial implications including in respect of Expected Credit Loss (ECL) provisioning, as at September 30, 2021, and has made cumulative expected credit loss provision for loans as on September 30, 2021 which aggregates to Rs. 2,839 (one) lacs / 2,841 (one) lacs for March 31, 2021. CIFCL holds a management overlay of Rs. 100 crores as at September 30, 2021 (Rs. 1,100 (one) March 31, 2021) as part of its ECL provision. Given the dynamic and evolving nature of conditions, these estimates are subject to uncertainties caused by the ongoing COVID-19 pandemic including its severity and duration and other related events.
- 4b. **Cholamandlam MS General Insurance Company Limited (CMSGICL)**
CMSGICL has assessed the impact of Covid-19, including the "second wave", on its operations and its financial results. The assessment includes but not limited to valuation of newly related liabilities and solvency position of CMSGICL as at September 30, 2021. CMSGICL continues to closely monitor the implications of the pandemic on its operations and financial results / position, which are dependent on the circumstances as they evolve in subsequent periods.
5. The Company consolidates the financial results of its subsidiary, LMSGICL, based on the financial information provided by CMSGICL, which received a correspondence dated July 23, 2021 from Insurance Regulatory Development Authority of India (IRDAI), pursuant to which:
 - (a) Absorb the amount outstanding as on March 31, 2021 under the head "prepayments" pertaining to costs incurred for acquiring long term policies in the past years in four quarters, starting from April 01, 2021, on a straight line basis and also with effect from April 01, 2021, expense such acquisition costs on long term policies in the period in which they are incurred.
 - (b) Accordingly, Rs. 161.26 crore has been absorbed during the half year ended September 30, 2021, which relates to the prepayments as at March 31, 2021 and Rs. 87.15 crore has been expensed in the Statement of Profit & Loss during the half year ended September 30, 2021.
 - (c) The net impact of the above in the Statement of Profit and Loss was that the profit before tax for the half year ended September 30, 2021 is lower by Rs. 218.50 crore consequent to the aforesaid directive from IRDAI.
6. The listed Redeemable Non-Convertible Debentures of the Company aggregating to face value of Rs. 100 crores as on September 30, 2021 are unsecured in nature.
7. 7,110 options were exercised during the quarter ended September 30, 2021 (5,000 for the quarter ended June 30, 2021). The total outstanding employee stock options as at September 30, 2021 is 56,872 (63,162 as at March 31, 2021). These stock options have been issued by the Company in 2007 and 2016 pursuant to a scheme of Arrangement ("the scheme") of the manufacturing business undertaking of the Company was vested in / transferred to Tube Investments of India Limited ("the resulting company") in the order of the National Company Law Tribunal ("NCLT") dated July 17, 2017 and following the scheme. Consequently to the scheme being effective, the employees of the Company became employees of resulting Company who are the grantees to these options.
8. In respect of Standalone and Consolidated financial results, the figures for the quarter ended September 30, 2020 and September 30, 2021 are the balancing figure for the six months ended September 30, 2020 and September 30, 2021 and year to date figures for Quarter ended June 30, 2020 and June 30, 2021 respectively.
9. The Company is a Joint Investment Company and all the activities of the Company revolve around the main business in India. As such there are no separate reportable segments as defined in Ind AS 108 "Operating Segments" in respect of the Standalone Financial Results. The Segment Reporting for Consolidated Financial Results is given in Appendix 1.
10. The date on which the Code on Social Security, 2020 ("The Code") relating to employee benefit is during employment and post-employment, commens with come into effect is yet to be notified and the related rates are yet to be finalized. The Group will evaluate the code and its rates, assess the impact, if any, and accrual for the same once they become effective.
11. Pursuant to Regulation 57(4) of SEBI (Listing Obligations and Disclosure Requirements) Regulations 2015, as disclosed in Appendix 2.
12. Prior period figures have been reworked wherever necessary to conform to the current period presentation.

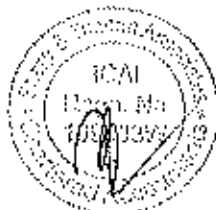
On behalf of the Board of Directors

M M Muralidharan

M M Muralidharan
Chairman

Place: Chennai
Date: November 02, 2021

visit us at www.cholafl.com



Segment Information in respect of Unaudited Consolidated Financial Results under Listing Regulations, 2015

	Quarter ended		Six months ended		Year ended	
	30.09.2021 Unaudited (Refer Note B)	30.06.2021 Unaudited	30.09.2020 Unaudited (Refer Note B)	30.09.2021 Unaudited	30.09.2020 Unaudited	31.03.2021 Audited
	1	2	3	4	5	6
1. Segment Revenue						
Financing	2,496.40	1,481.76	1,494.12	4,978.14	4,579.67	9,579.53
Insurance	1,105.87	1,117.63	1,043.84	2,223.70	2,177.70	4,576.01
Others	28.27	2.12	2.53	30.89	6.05	58.03
Total	3,630.54	3,601.51	3,540.49	7,232.73	6,763.42	14,007.57
Less: Inter-Segment revenue	(17.93)	(10.62)	(1.19)	(58.03)	(25.47)	(101.49)
Net Revenue	3,583.13	3,591.07	3,539.30	7,174.70	6,737.95	13,906.08
2. Segment Results (Profit before tax)						
Financing	821.46	643.81	585.74	1,265.29	1,167.84	2,047.90
Insurance	52.25	38.40	97.89	93.73	315.81	365.82
Others	25.19	(0.94)	(1.01)	24.36	(6.78)	33.63
Other non-allocable income and inter-segment eliminations	(16.19)	0.01	0.23	(25.19)	(0.20)	(48.33)
Profit before share of Profit/(Loss) from Associates & Joint Venture	872.82	681.65	680.55	1,354.17	1,476.70	2,400.28
Add: Share of Profit/(Loss) from Associates & Joint Venture (Net)	0.78	(0.37)	0.03	0.43	(1.37)	0.32
Profit before Tax	873.60	681.28	680.58	1,354.60	1,475.33	2,400.60
3. Segment Assets						
Financing	73,320.67	73,398.63	70,071.03	73,129.67	76,941.00	73,727.52
Insurance	24,253.48	23,830.51	17,332.51	24,153.48	19,554.51	13,761.52
Others	47.17	32.51	45.00	47.17	45.04	39.54
Other Unallocable assets	3,301.63	1,402.02	586.06	1,301.63	056.05	1,136.47
Inter-Segment Assets	(153.63)	(147.89)	(127.84)	(153.63)	(153.24)	(149.57)
Total	84,509.63	84,466.08	83,392.77	88,509.63	82,392.77	88,615.56
4. Segment Liabilities						
Financing	61,496.46	61,069.35	61,399.93	61,496.46	61,599.93	65,062.11
Insurance	12,563.37	12,374.11	11,036.44	12,563.37	11,025.35	12,434.90
Others	157.07	154.29	203.72	157.07	203.77	161.71
Other Unallocable liabilities	79.54	134.64		79.54		48.67
Inter-Segment liabilities	(153.60)	(147.89)	(127.84)	(153.60)	(153.24)	(149.57)
Total	74,142.84	74,584.50	72,612.17	74,142.84	72,612.17	77,956.82
5. Capital Employed (Segment Assets - Segment Liabilities)						
Financing	9,624.43	9,289.28	8,671.07	9,624.43	8,421.07	8,725.41
Insurance	1,590.08	1,506.69	1,532.15	1,590.08	1,532.15	1,466.62
Others	(109.90)	(121.78)	(158.68)	(109.90)	(158.65)	(121.69)
Unallocable	1,262.13	1,268.28	956.06	1,262.13	956.06	1,289.40
Total	12,366.74	11,736.18	10,450.60	12,366.74	10,750.63	11,359.74

Notes:

The Group's operating segments are established on the basis of those components of the Group that are evaluated regularly by the Chief Operating Decision Maker as defined in Ind AS 208 'Operating Segments'.

In compiling the segment information, certain estimates and assumptions have been made by the management, which have been relied upon by the statutory Auditor.


Segment information for the previous periods has been reclassified/re-grouped/ta classified wherever necessary, to conform to the current period presentation.

On behalf of the Board of Directors

M M Murugesan
 M M Murugesan
 Chairman

Place: Chennai,
 Date: November 02, 2022

visit us at www.cholamfhl.com



Ratios disclosed pursuant to regulation 52(4) of SEBI (Listing Obligations and Disclosure Requirements) Regulations, 2015

	30.09.2021	Quarter ended	30.09.2020	Six months ended		Year ended
	Unaudited	30.06.2021	Unaudited	30.09.2021	30.09.2020	31.03.2021
	1	2	3	4	5	6
				Unaudited	Unaudited	Audited
Debt Equity Ratio	0.13	0.13	0.18	0.13	0.28	0.13
Total Debts to Total Assets	0.37	0.37	0.15	0.37	0.15	0.17
Net Profit Margin (%)	75.77%	-43.87%	-135.18%	67.42%	-134.26%	37.26%
Sector Specific Ratios						
Capital Ratio	242.79%	401.07%	318.04%	640.74%	318.04%	626.01%
Leverage Ratio	0.01	0.02	0.05	0.01	0.02	0.07

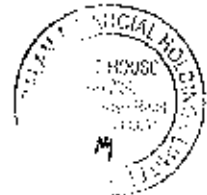
Notes:

- The following ratios are not applicable to the Company being Core Investment Company:
 Current ratio, Current liability ratio, Debt service coverage ratio, Interest service coverage ratio, Long-term debt to working capital ratio, Hedged debt to Accounts receivables ratio, Debtors turnover, Inventory turnover and operating profit margin.
- Debt redemption reserve is not applicable to the Company
- Formulae for computation of ratios
 Debt = Debt Securities/Borrowings other than debt securities
 Equity = Equity share capital + Other equity
 a) Debt Equity ratio = Debt/Equity
 b) Total Debts / Total Assets = Debt / Balance sheet total assets
 c) Net profit Margin (%) = Profit for the period / Revenue from operations
- Networth has been calculated as Equity Share Capital + Other Equity

On behalf of the Board of Directors

M.M. Murugesan
 M.M. Murugesan
 Chairman

Place : Chennai
 Date : November 02, 2021



Sharp & Tannan Associates

Chartered Accountants

87 Nariman Bhavan, 227 Nariman Point
Mumbai (Bombay) 400 021, INDIA

T: +91 22 6153 7500 ; 2202 2224 / 8857

F: +91 22 2202 3856

E: mumbai.office@sharp-tannan.com

W: www.sharp-tannan.com

CFHL/2021-22/TAK/01

To

Board of Directors,
Cholamandalam Financial Holdings Limited,
Dare House, No.234, N.S.C. Bose Road,
Chennai - 600001.

Independent auditor's report

1. This Report is issued as requested by the management of Cholamandalam Financial Holdings Limited (hereinafter the "Company").
2. We, Sharp & Tannan Associates, Chartered Accountants, are the Statutory Auditors of the Company and have been requested by the Company to examine the accompanying, Statement showing 'Asset cover as per the terms of offer document / information memorandum and debenture trust deed and compliance with covenants' for listed non-convertible debt securities as at 30 September 2021 (hereinafter the "Statement") which has been prepared by the Company from the standalone financial statements and other relevant records and documents maintained by the Company as at and for the six months period ended 30 September 2021 pursuant to the requirements of the Regulation 56(1)(d) of the Securities and Exchange Board of India (Listing Obligations and Disclosure Requirements) Regulations, 2015, as amended, (hereinafter the "SEBI Regulations"), and has been initialed by us for identification purpose only.

This Report is required by the Company for the purpose of submission with IDB: Trusteeship Services Limited (hereinafter the "Debenture Trustee") of the Company to ensure compliance with the SEBI Regulations in respect of its listed non-convertible debt securities having face value of Rupees One Hundred and Fifty Crores ('Debentures'). The Company has entered into an agreement with the Debenture Trustee vide agreement dated 30 March 2021 in respect of such debentures.



Management's responsibility

3. The preparation of the Statement is solely the responsibility of the management of the Company (the 'management'), including the creation and maintenance of all accounting and other relevant records and documents supporting its contents, including the appropriateness of the basis for its preparation furnished as notes in the Statement. The management is responsible for the designing, implementing and maintaining internal controls relevant to the preparation and presentation of the Statement, and applying an appropriate basis of preparation and making estimates that are reasonable in the circumstances.
4. The management of the Company is also responsible for ensuring, that the Company complies with all the relevant requirements of the SEBI Regulations and for providing all relevant information to the Debenture Trustee and for complying with all the covenants as prescribed in the Debenture Trust Deed dated 30 March 2021 entered into between the Company and the Debenture Trustee ('Trust Deed').

Auditor's Responsibility

5. Pursuant to the requirements of the SEBI Regulations, it is our responsibility to provide a Limited assurance as to whether
 - (a) the Company has maintained hundred percent asset cover or asset cover as per the terms of the offer document / information memorandum and /or Debenture Trust deed; and
 - (b) the Company is in compliance with all the covenants as mentioned in the Debenture Trust Deed as at 30 September 2021.
6. We have reviewed the standalone interim financial statements of the Company for the six months period ended 30 September 2021 prepared in accordance with the recognition and measurement principles laid down in Indian Accounting Standard 34 'Interim Financial Reporting' ('Ind AS 34'), prescribed under Section 133 of the Companies Act, 2013, as amended ('the Act'), read with relevant rules issued thereunder and other recognised accounting practices and policies generally accepted in India and issued an unmodified opinion vide our limited review report dated 2 November 2021.

Our review of the above mentioned standalone interim financial statements was conducted in accordance with the Standards on Review Engagement (SRE) 2410, 'Review of Interim Financial Information Performed by the Independent Auditor of the Entity' and other applicable authoritative pronouncements issued by the Institute of Chartered Accountants of India ('ICAI'). A review consists of making inquiries, primarily of persons responsible for financial and accounting matters, and applying analytical and other review procedures. A review is substantially less in scope than an audit conducted in accordance with Standards on Auditing specified under section 143(10) of the Act and consequently does not enable us to obtain assurance that we would become aware of all significant matters that might be identified in an audit. A review may bring significant matters affecting the standalone interim financial information to the Auditor's attention, but it does not provide all of the evidence that would be required in an audit.



7. We have conducted our examination in accordance with the Guidance Note on Reports or Certificates for Special Purposes issued by the Institute of Chartered Accountants of India ("Guidance Note"). The Guidance Note requires that we comply with the ethical requirements of the Code of Ethics issued by the Institute of Chartered Accountants of India.
8. Our scope of work did not involve us performing audit tests for the purposes of expressing an opinion on the fairness or accuracy of any of the financial information or the financial results of the Company taken as a whole. We have not performed an audit, the objective of which would be the expression of an opinion on the financial results, specified elements, accounts or items thereof, for the purpose of this report. Accordingly, we do not express such opinion.
9. A limited assurance engagement includes performing procedures to obtain sufficient appropriate evidence on the applicable criteria, mentioned in paragraph 5 above. The procedures performed vary in nature and timing from, and are less extent than for, a reasonable assurance. Consequently, the level of assurance obtained is substantially lower than the assurance that would have been obtained had a reasonable assurance engagement been performed. Accordingly, we have performed the following procedures in relation to the Statement:
 - a) Obtained and read the Trust Deed and offer document / information memorandum dated 30 March 2021. Noted that as per the offer document / information memorandum and /or Debenture Trust deed there is no minimum prescribed asset cover in respect of the non-convertible debentures.
 - b) Traced and agreed the principal amount of the listed non-convertible debt securities outstanding as at 30 September 2021 to the unaudited standalone interim financial statements of the Company.
 - c) Traced the value of assets from the Statement to the unaudited standalone interim financial statements as at 30 September 2021.
 - d) Obtained and read minutes of meetings and enquired with the management for any liens, pledges on assets of the Company as at 30 September 2021.
 - e) Examined and verified the arithmetical accuracy of the computation of Asset cover, indicated in Part A of the accompanying Statement.
 - f) Noted that Asset Cover is more than hundred percent of principal value of Debentures as at 30 September 2021.
 - g) The management has represented that the Debenture Trust Deed does not prescribe any financial covenants which are required to be complied with by the Company. With respect to covenants other than financial covenants, the management has represented and confirmed that the Company has complied with all the other covenants including affirmative, informative, and negative covenants as prescribed in the Debenture Trust Deed, as at 30 September 2021. We have relied on the same and not performed any independent procedure in this regard.
 - h) Performed necessary inquiries with the Management and obtained necessary representations.
10. We have complied with the relevant applicable requirements of the Standard on Quality Control (SQC) 1, 'Quality Control for Firms that Perform Audits and Reviews of Historical Financial Information, and Other Assurance and Related Services Engagements'.



Conclusion

11. Based on the nature and extent of procedures carried out by us as mentioned above, and the information and explanations given to us by the management, nothing has come to our attention that causes us to believe that:
- the Company has not maintained hundred percent asset cover or asset cover as per the terms of the offer document / information memorandum and /or Debenture Trust deed; and
 - the Company is not in compliance with all the covenants as mentioned in the Debenture Trust Deed as at 30 September 2021.

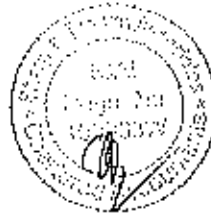
Restriction on Use and Distribution

12. This report is addressed to and provided to the Board of Directors of the Company solely for the purpose mentioned in paragraph 7 and for submission to Debenture Trustee. Our report should not be used for any other purpose. Accordingly, we do not accept or assume any liability or duty of care for any other purpose or to any other person to whom this report is shown or into whose hands it may come save where expressly agreed by our prior consent in writing. We have no responsibility to update this certificate for events and circumstances occurring after the date of this report.

for SHARP & TANNAN ASSOCIATES

Chartered Accountants

(Firm's Registration No. 109983W)



Tirtharaj Khot

Partner

Membership no. (F) 037457

UDIN: 21037457AAAACG5149

Place: Chennai

Date: 02 November 2021

Press Release from Cholamandalam Financial Holdings Limited

CHOLAMANDALAM FINANCIAL HOLDINGS LIMITED (CFHL)

UNAUDITED FINANCIAL RESULTS FOR THE QUARTER AND HALF YEAR ENDED SEPTEMBER 30, 2021

CONSOLIDATED PROFIT AFTER TAX (PAT) FOR H1 FY22 - Rs.1,009 Cr

Chennai, November 02, 2021: The Board of Directors of CFHL today announced the unaudited financial results for the quarter and half year ended September 30, 2021.

Consolidated Results

For the quarter ended September 30, 2021, the Company has achieved consolidated PAT of Rs.652 Cr as against Rs.506 Cr in the corresponding quarter of the previous year registering a growth of 29%.

For the half year ended September 30, 2021, the Company has achieved consolidated PAT of Rs.1,009 Cr as against Rs.1,095 Cr in the corresponding half year of the previous year registering a degrowth of 8%.

Total income for the quarter ended September 30, 2021 is Rs.3,854 Cr as against Rs.3,503 Cr in the corresponding quarter of the previous year registering a growth of 10%.

Total Income for the half year ended September 30, 2021 is at Rs.7,175 Cr as against Rs.6,737 Cr in the corresponding half year of the previous year registering a growth of 7%.

Cholamandalam Investment & Finance Company Ltd, in which the Company holds about 45.44% stake, had several positives (i) the waning of second wave (ii) India outpacing other countries in terms of increased vaccination drive and (iii) A good monsoon. These events have led to expectations of a swift revival of Indian economy.

PAT for the quarter ended September 30, 2021 is Rs.607 Cr compared to Rs.432 Cr in the corresponding quarter of the previous year, registering a growth of 40%.

PAT for the half year ended September 30, 2021 is Rs.933 Cr compared to Rs.863 Cr in the corresponding half year of the previous year, registering a growth of 8%.

Assets under management grew by 1% to Rs. 75,063 Cr as at September 30, 2021 as compared to Rs.74,471 Cr as at September 30, 2020.

Cholamandalam MS General Insurance Company Ltd., (MSGICL) a subsidiary in general insurance business, in which the Company holds about 60% stake, registered a Gross Written Premium (GWP) of Rs. 1,304 Cr during the quarter ended September 30, 2021 as against Rs. 1,174 Cr in the corresponding quarter of the previous year, increase of 11%. PAT for the quarter ended September 30, 2021 is at Rs. 39 Cr as against Rs. 74 Cr in the corresponding quarter of the previous year. The reduction in PAT for the quarter ended September 30, 2021 is primarily on account of COVID claims of Rs. 66 Cr and accelerated amortisation of deferred acquisition costs of Rs. 139 Cr relating to long term policies pursuant to regulatory communication.

MSGICL registered a Gross Written Premium (GWP) of Rs. 2,300 Cr during the half year ended September 30, 2021 as against Rs. 2,058 Cr in the corresponding period of the previous year, increase of 12%. PAT for the half year ended September 30, 2021 is at Rs. 68 Cr as against Rs. 238 Cr in the corresponding period of the previous year. The reduction in PAT for the half year is primarily on account of COVID claims of Rs. 263 Cr and accelerated amortisation of deferred acquisition costs of Rs. 250 Cr relating to long term policies pursuant to regulatory communication.

Cholamandalam MS Risk Services Ltd., a Joint Venture Company, in which the Company holds 49.5% stake, registered total income of Rs. 13.53 Cr for the quarter ended September 30, 2021 as against Rs. 9.25 Cr in the corresponding quarter of the previous year. PAT for the quarter ended September 30, 2021 is Rs.1.12 Cr as against Rs. 0.26 Cr in the corresponding quarter of the previous year.

The total income for the half year ended September 30, 2021 is Rs. 24.50 Cr as against Rs. 14.52 Cr in the corresponding period of the previous year. PAT for the half year ended September 30, 2021 is Rs.1.51 Cr as against loss of Rs. 3.33 Cr in the corresponding period of the previous year.

Standalone Results

The total income for the quarter ended September 30, 2021 is Rs.28.27 Cr as against Rs. 2.53 Cr in the corresponding quarter of the previous year. Profit after tax for the quarter ended September 30, 2021 is Rs.21.42 Cr as against loss of Rs. 3.42 Cr in the corresponding quarter of the previous year

The total income for the half year ended September 30, 2021 is Rs.30.39 Cr as against Rs. 5.05 Cr in the corresponding period of the previous year. Profit after tax for the half year ended September 30, 2021 is Rs.20.49 Cr as against loss of Rs. 6.78 Cr in the corresponding period of the previous year.

For more details, please visit www.cholafhl.com

About Murugappa Group

Founded in 1900, the INR 417 Billion (41,713 Crores) Murugappa Group is one of India's leading business conglomerates. The Group has 29 businesses including ten listed Companies traded in NSE & BSE. Headquartered in Chennai, the major Companies of the Group include Carborundum Universal Ltd., CG Power and Industrial Solutions Ltd., Cholamandalam Financial Holdings Ltd., Cholamandalam Investment and Finance Company Ltd., Cholamandalam MS General Insurance Company Ltd., Coromandel International Ltd., Coromandel Engineering Company Ltd., E.I.D. Parry (India) Ltd., Parry Agro Industries Ltd., Shanthi Gears Ltd., Tube Investments of India Ltd. and Wendt (India) Ltd.

The Group holds leadership position in several product lines including Abrasives, Technical Ceramics, Electro Minerals, Auto Components & Systems, Bicycles, Fertilisers, Sugar, Tea and Spirulina (Nutraceuticals). The Group has forged strong alliances with leading international companies such as Groupe Chimique Tunisien, Foskor, Mitsui Sumitomo, Morgan Advanced Materials, Yanmar & Co. and Compagnie Des Phosphat De Gafsa (CPG). The Group has a wide geographical presence all over India and spanning 6 continents.

Renowned brands like BSA, Hercules, Montra, Mach City, Ballmaster, Ajax, Parry's, Chola, Gromor, Shanthi Gears and Paramfos are from the Murugappa stable. The Group fosters an environment of professionalism and has a workforce of over 53,000 employees.

For more details, visit <https://www.murugappa.com/>

For further information, please contact:

Mathangi V

Bhargav TS

Murugappa Group

Adfactors PR

+91-96000 05932

+91-9884883350